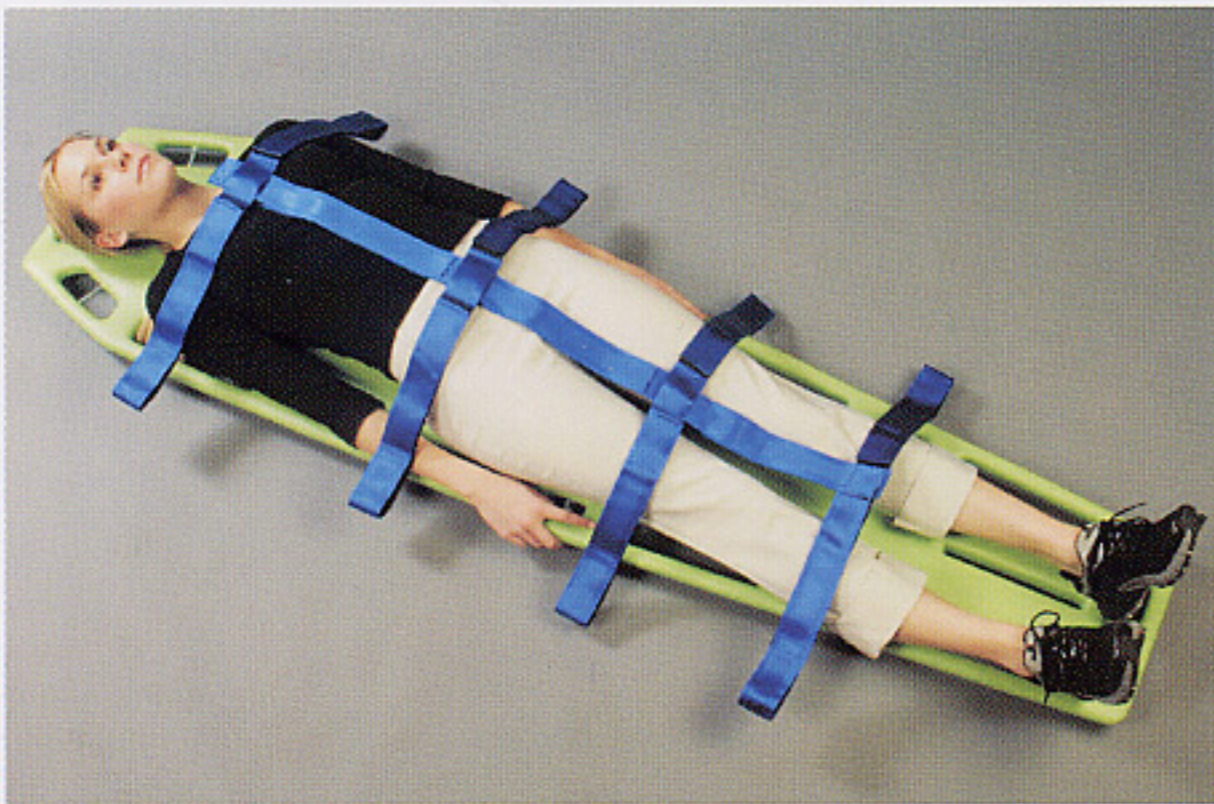


MED SPEC® Fast Strap ...easy as 1, 2, 3!


At the scene of an accident, when time is of the essence, you need an immobilization device that is quick and easy to use and built to last. With its plastic-reinforced main strap, hook and loop closures and easy-to-follow 3-step instructions, the Fast Strap fits the bill.



Step One: With patient on backboard, remove strap from storage bag, and place on top of patient with fixed strap at sternum.




Step Two: Working from head down, pass straps over the patient's body, through hand strap holes and back onto itself, using hook and loop closures.



T-style
color: blue
#113820

Step Three: Adjust all straps tight enough to secure patient without compromising breathing. Assure maximum security by running hand over attaching points, applying adequate pressure to hook and loop closure. Patient is now ready for transport.



Y-style
color: orange
#113850

Y-style: With patient on backboard, remove strap from storage bag, and place on top of patient with top straps crossing over each shoulder. Adjust all straps tight enough to secure patient without compromising breathing. Assure maximum security by running hand over attaching points, applying adequate pressure to hook and loop closure. Patient is now ready for transport.

MED SPEC Emergency Products Group

a division of Medical Specialties, Inc.

4600-K Lebanon Rd.

Charlotte, NC 28227

800-334-4143

www.medspecs.com